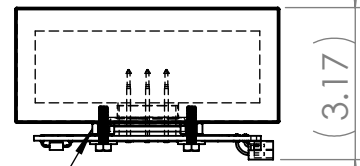
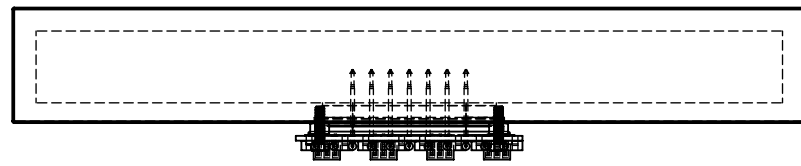
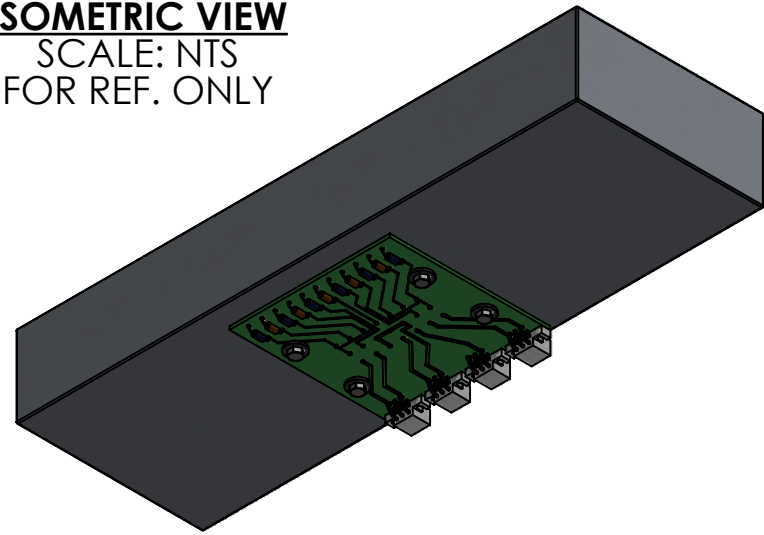
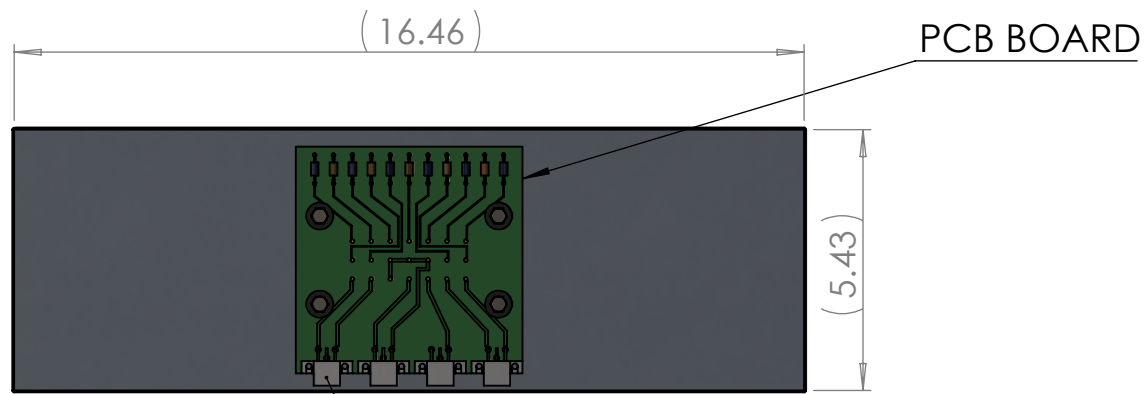


ISOMETRIC VIEW
SCALE: NTS
FOR REF. ONLY



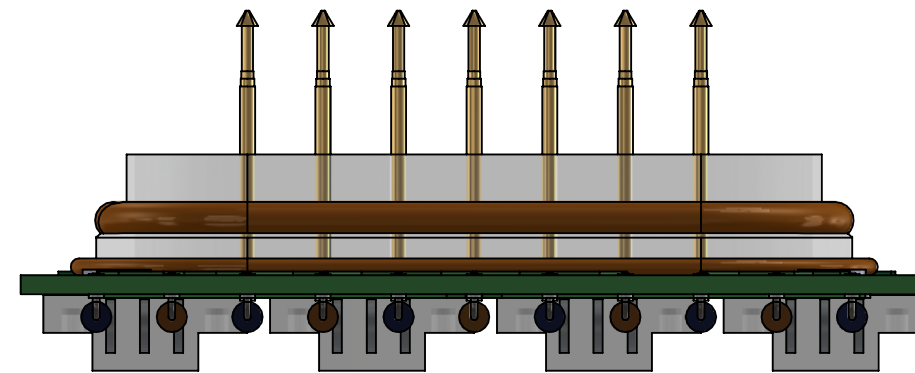
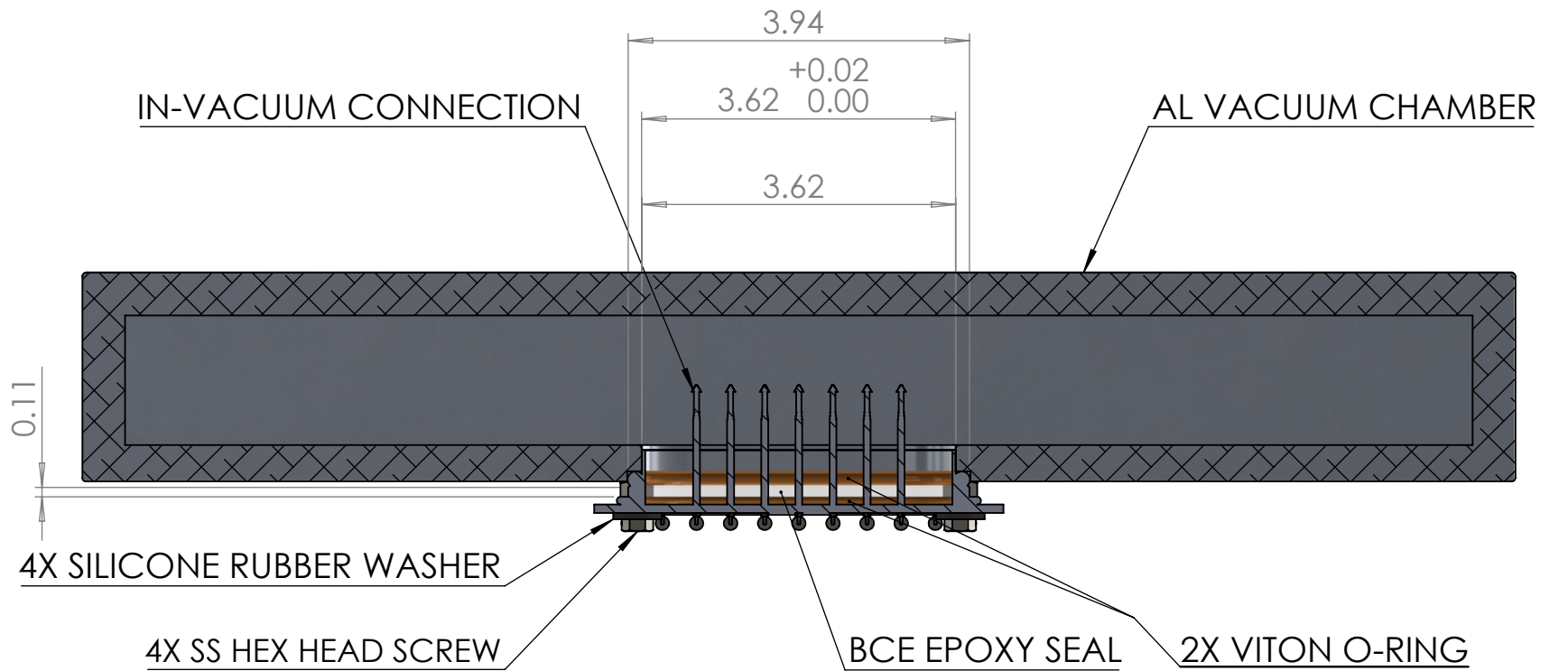
4X SS STANDOFF



PCB BOARD

4X POWER CONNECTOR W/
GOLD PLATED PINS

SECTION VIEW SHOWING INSTALLATION OF FEEDTHROUGH IN CHAMBER
FOR REF. ONLY
NTS



PCB MOUNTED OBLONG FEEDTHROUGH

NOTES

1. TEMPERATURE: Application Specific
2. VACUUM LEAK RATE: Application Specific
3. CURRENT CAPACITY: UP TO 15A/PIN

PROPRIETARY AND CONFIDENTIAL
THE INFORMATION CONTAINED IN THIS
DRAWING IS THE SOLE PROPERTY OF
BCE INC. ANY REPRODUCTION IN PART
OR AS A WHOLE WITHOUT THE WRITTEN
PERMISSION OF BCE INC. IS PROHIBITED.

UNLESS OTHERWISE SPECIFIED:

DIMENSIONS ARE IN INCHES
TOLERANCES:
FRACTIONAL ±
ANGULAR: MACH ± BEND ±
TWO PLACE DECIMAL ± .010
THREE PLACE DECIMAL ± .005

INTERPRET GEOMETRIC
TOLERANCING PER:

MATERIAL
SEE DWG

FINISH
N/A

DO NOT SCALE DRAWING



TITLE:
**PCB MOUNTED OBLONG
VACUUM FEEDTHROUGH
INSTALLATION**

SIZE B	DWG. NO. BCE10112	REV A
------------------	-----------------------------	-----------------

SCALE: NTS	WEIGHT: N/A	SHEET 1 OF 1
------------	-------------	--------------